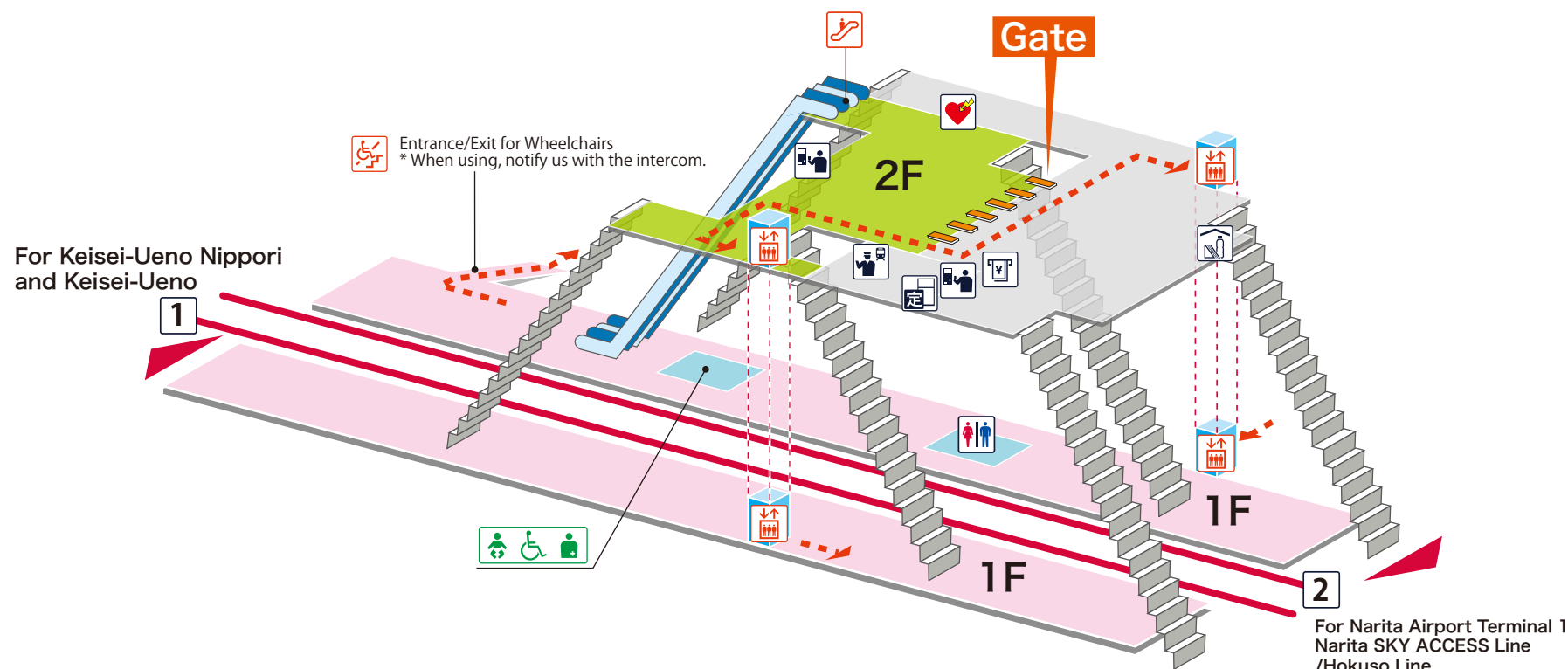
































- | | |
|----------|--|
| ① | For Keisei-Ueno Nippori and Keisei-Ueno |
| ② | For Narita Airport Terminal 1 Narita SKY ACCESS Line/Hokuso Line
Narita Airport Terminal 1
Keisei Main Line/Aoto
Keisei-Takasago Keisei-Funabashi
Narita Airport Terminal 1
Keisei-Chiba |



-  On Platform
 Inside the Gate
 Outside the Gate
 Barrier-Free Route

Legend

-  Station Office
-  Tickets/
Fair Adjustment Office
-  Commuting Pass
Ticket Office
-  Limited Express
Ticket Window
-  Vending Machine
for Commuting Pass
-  Vending Machine
for Limited Express Ticket
-  Elevator
-  Escalator
-  Stair Lift
-  Slope
-  Restroom
-  Baby Seat
-  Wheelchair Restroom
-  Ostomate
-  Shop
-  Convenience Store
-  Waiting Room
-  Lost and Found
-  Café
-  AED
(Automated External Defibrillator)
-  ATM
-  Coin Locker
-  Bus Stop
-  Taxi Stand
-  Question & answer
-  Information

2023.3.31